



Waverley Park

Spring Land Release

by mirvac

Life on the Park

Build your dream home with striking park outlooks. Waverley Park offers you a rare opportunity in this well-established, sought-after location in which to make new memories with family and friends.

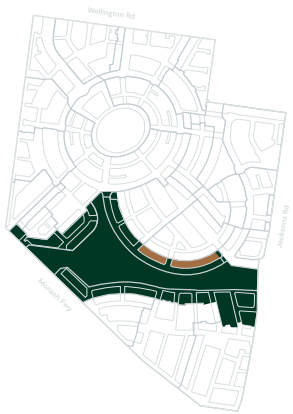
A unique setting, the grand Finale precinct will include a lake, lush wetlands and extensive open space. The parklands are designed with distinct zones to cater for every desire - whether to escape, exercise or relax. Dotted throughout the landscape are a range of facilities for the whole family to enjoy, with boardwalks to guide you to the lake and walking paths to navigate you around.



Artist's Impression.



Spring Land Release



- Future park
- Landscaped and grassed areas
- Wetlands
- Wetland flora
- Trees
- 12.5 Metre Frontage
- 14 Metre Frontage
- 16+ Metre Frontage
- Powerlines
- Monopole

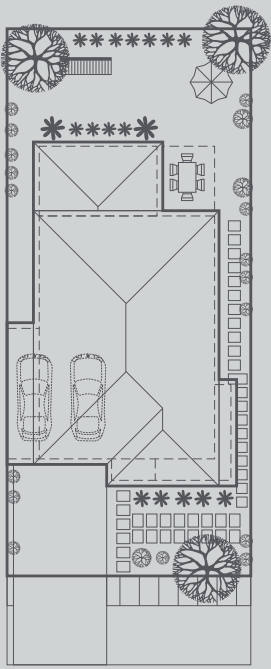


Whilst we have endeavoured to ensure the information in this brochure is correct, it is to be used as a general guide only. In particular, dimensions, amenities, infrastructure, easements, landscaping, number of land lots, the configuration of these and other information displayed in the release plan (Project Information) may change depending on a range of variable factors including, but not limited to, council building approvals and planning consent, market conditions, finance and government and municipal requirements. As a result, the Project Information is preliminary only and subject to change without notice as the development progresses. This brochure does not constitute part of an offer or contract. Prospective purchasers should rely on the contract of sale and their own independent enquiries and legal advice. Whilst Mirvac is committed to delivering the ornamental lake, this is indicative only and is subject to change and development approval. Mirvac makes no representation that those facilities will be available or when they may become available for use. Please contact Mirvac if you have any queries. Published November 2019. Version 1.

Build your dream home in two easy steps

For over 40 years Mirvac has been partnering with the best builders in Australia to produce award-winning homes in our masterplanned communities. Choose the land that suits your lifestyle and select your favourite builder to design your dream home.

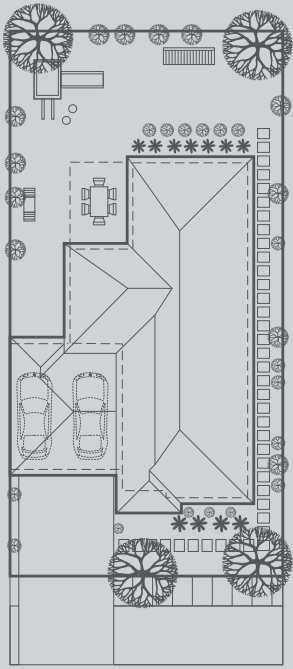
1 CHOOSE THE LAND TO SUIT YOUR LIFESTYLE



12.5m

SMART
290-310SQM

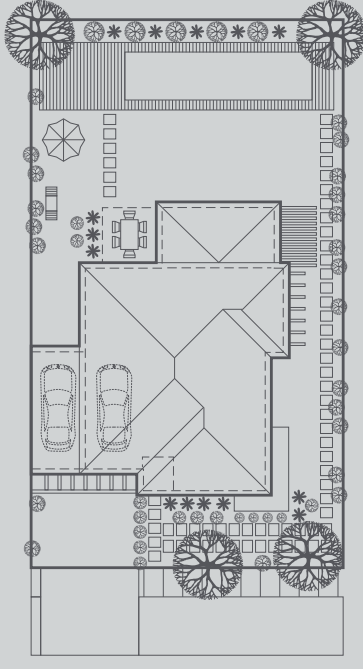
3-4 2.5 2



14m

LIFESTYLE
340-390SQM

4+ 2.5 2



16m

PREMIUM
380-460SQM

4+ 2.5+ 2+

2 SELECT A BUILDER OF YOUR CHOICE



PLEASE NOTE: Land allotments shown are indicative only and represent frontage - not size, proportions or house placement.

House images are indicative only. House design is subject to the final plans being submitted and subject to, and approved by The Mirvac Design Committee (MDC) & The Department of Environment, Land, Water & Planning (DELWP).



Display Suite Opening Hours:
Monday: 1pm - 5pm
Tuesday - Sunday: 11am - 5pm
6 Goodison Ct, Mulgrave

For enquiries call 9695 9400 or
visit waverleypark.mirvac.com



The content of this brochure was produced prior to completion, and prior to the receipt of final planning approvals. Photographs, diagrams and artists' impressions depicting interiors, exteriors and indicative views are a guide only. The information provided in this brochure, including those images, is believed to be correct at the time of printing but will change as the development and planning approvals proceed. Changes will also be made during the development of the project and specifications, details and fittings may be changed without notice. Purchasers must rely on their own continuing enquiries. To the extent permitted by law, this brochure is not an offer or a contract. Mirvac expressly excludes any and all liability relating to, or resulting from, the use of or reliance on, any information contained in this brochure by any person. The information provided herein is believed to be correct as at November 2019. V1.